

Please note that the data given here has been taken from the online catalog. For comprehensive information and data, please refer to the user documentation at <http://www.download.phoenixcontact.com>. The General Terms and Conditions of Use apply to Internet downloads.

► Extract from the online catalog



MCR analog frequency transducers for converting analog standard signals into frequency signals or PWM signals, with screw connection

Order No.	2864082
Ord designation	MINI MCR-SL-UI-F
EAN	4046356046435
Pack	1 Pcs.
Customs tariff	85389091
Weight/Piece	0.0732 KG
Catalog page information	Page 299 (IF-2007)

► Product notes

WEEE/RoHS-compliant since: 12/12/2006



IMPORTANT : This date is valid for Customers in Germany only. Date Format is MM/DD/YYYY. Please contact your local in-country Phoenix Contact location or designated business partner for a Logistics Compliant date in your area. In order to guarantee delivery of RoHS-Compliant product, please purchase Phoenix Contact parts from authorized Phoenix Contact representatives and distributors.

MINI MCR-SL-UI-F



▶ **Technical data**

Input data

Configurable/programmable	Yes
Voltage input signal	0 V ... 10 V
Voltage input signal	1 V ... 5 V
Voltage input signal	0 V ... 5 V
Voltage input signal	2 V ... 10 V
Current input signal	0 mA ... 20 mA
Current input signal	4 mA ... 20 mA
Current input signal	0 mA ... 10 mA
Current input signal	2 mA ... 10 mA
Max. input voltage	30 V DC
Max. input current	100 mA
Input resistance of voltage input	Approx. 110 kΩ
Input resistance current input	Approx. 50 Ω
Step response (10-90%)	< 15 ms (< 1 s with larger filter)

Power supply

Nominal supply voltage	24 V DC
Range of supply voltages	19.2 V DC ... 30 V DC (To bridge the supply voltage, the DIN rail connector (ME 6,2 TBUS-2 1,5/5-ST-3,81 GN, Order no. 2869728) can be used. It can be snapped onto a 35 mm DIN rail in accordance with EN 60715)
Max. current consumption	< 10 mA (for 24 V DC)
Power consumption	< 200 mW

Connection data

Type of connection	Screw connection
Conductor cross section solid min.	0.14 mm ²
Conductor cross section solid max.	2.5 mm ²
Conductor cross section stranded min.	0.2 mm ²
Conductor cross section stranded max.	2.5 mm ²
Conductor cross section AWG/kcmil min.	26
Conductor cross section AWG/kcmil max.	12
Stripping length	12 mm
Screw thread	M3

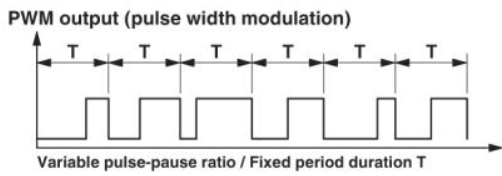
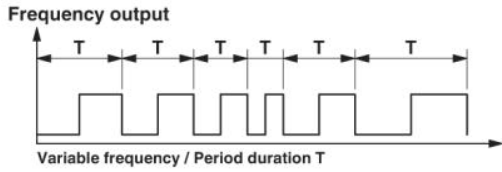
General data

Length	102.5 mm
Width	6.2 mm
Height	93.1 mm
Transmission error, max.	< 0.1 %
Temperature coefficient, max. (/K)	< 0.02 %/K
Step response (10-90%)	< 15 ms
Step response (10-90%)	< 1 s (with the largest filter)
Ambient temperature (operation)	-20 °C ... 65 °C
Ambient temperature (storage/transport)	-40 °C ... 85 °C
Degree of protection	IP20
Emitted interference	EN 61000-6-4
Immunity to interference	EN 61000-6-2
Color	green

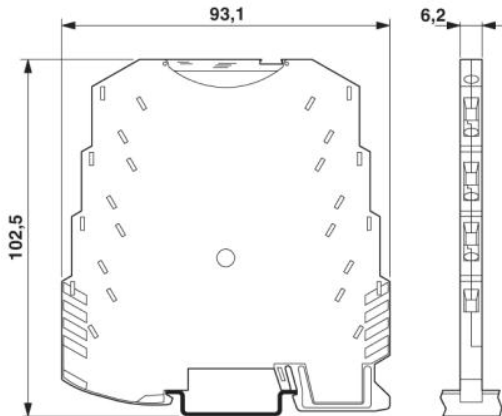
Housing material	PBT
Installation position	Any
Conformance	CE compliance
ATEX approval	II 3 G Ex nA II T4 X
UL, USA / Canada	UL applied for

▶ Drawings

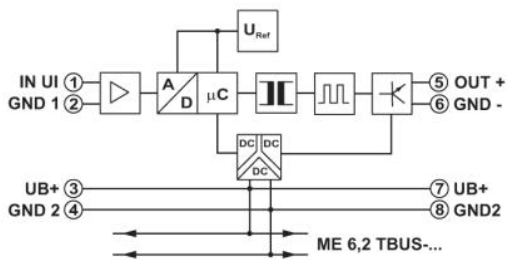
Diagram



Dimensioned drawing



Circuit diagram



Logo



Ex n

► Accessories

Item	Designation	Description
General		
2869728	ME 6,2 TBUS-2 1,5/5-ST-3,81 GN	DIN rail connectors (T-BUS), 5-pos., for bridging the supply voltage, can be snapped onto DIN rail NS 35/... in accordance with EN 60715
2864134	MINI MCR-SL-PTB	MINI MCR power terminal, with screw connection, current consumption up to max 2 A
2864147	MINI MCR-SL-PTB-SP	MINI MCR power terminal, with spring-cage connection, current consumption up to max. 2 A
2866653	MINI-PS-100-240AC/24DC/1.5/EX	Power supply unit, primary switched-mode, narrow design, output: 24 V DC / 1.5 A, ATEX approval
2866983	MINI-SYS-PS-100-240AC/24DC/1.5	Power supply unit, primary switched-mode, narrow design, output: 24 V DC / 1.5 A

► Address

PHOENIX CONTACT GmbH & Co. KG
Flachsmarktstr. 8
32825 Blomberg
Germany
Phone +49 5235 3 00
Fax +49 5235 3 41200
<http://www.phoenixcontact.de>
Phoenix Contact
Technical modifications reserved;